



GUIDE FOR OPTICS

Please follow the instructions at any time to ensure for us to guarantee for the customer the long lifetime of the glasses. If any other question comes up besides these, do not hesitate to contact us at any following contacts:

E-mail: thinwood@thinwood.hu
Tel: (0036) 30 871-3707

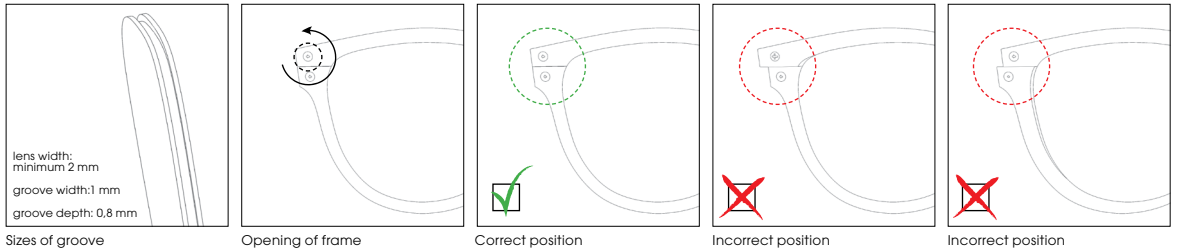
LENS

The lens can be removed by loosening the top screw at the edge of the frame.

Lens are fitting into our frames has the following specifications:

- high refractive index (1.6)
- polycarbonate or
- Trivex material

We recommend a diopter range between +4 and -4. Above or below these values it is necessary to use thinned lens. The Maximum cylinder is 2. The groove should be 1 mm wide, 0.8 mm deep. The edge of the lens should be minimum 2 mm thick. If the lens is cut to the correct size, there is no space between the two sides of the frames and the edges are in one line.



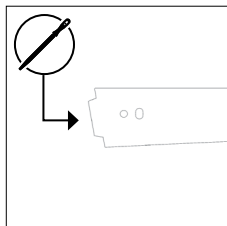
MATERIAL

The material of the frame can not be formed by heating or any other way.

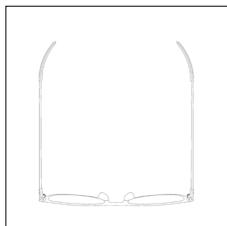
ARC OF THE FRAME

The lens give the arc of the frames. The temples are set for 4 and 6 level base curvature lens. If you wish to use flatter lens, please contact us and we produce a frame with suitable temples for that.

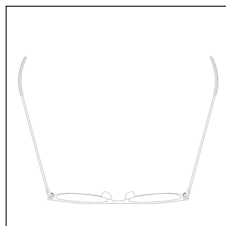
The adjustment of the temples are made by skiving the console. If you take away from the console, the temples can open more. Attention! We can take away from the material but we can not add to it, so polish the console little by little, very carefully if it's necessary. The opening of the temples are set correctly, if they press the head around the temple but doesn't seem that they form a U shape compared to the head.



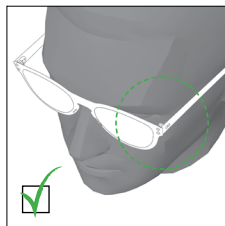
Grinding of console



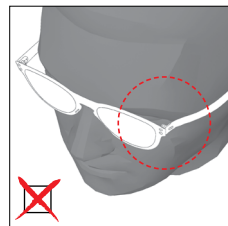
Larger console



Smaller console

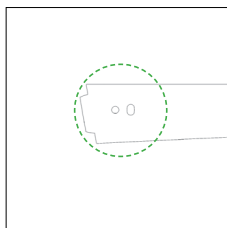


Correct position

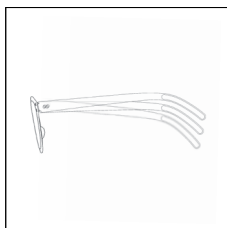


Incorrect position

In case of different ear positions the inclination angle can be change by the screw near the end of the temples. The place of the screw is not a hole but a half-round shape so by loosening the screw the temples can be set to the wanted position.



Position of temple



Position of temple

NOSE PADS

The inclination of the nose pads are non adjustable. In case if the size is not fits, we can produce custom ordered frames based on the gives measures.

CONTACT

Electrolabel Ltd.
Adószám: 22683706-2-03
H-6000 Kecskemét, Dombóy Lajos s. 22. 2/8
Elérhetőség: (0036) 30 871-3707
Honlap: www.thinwood.hu
E-mail: thinwood@thinwood.hu